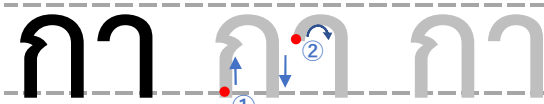
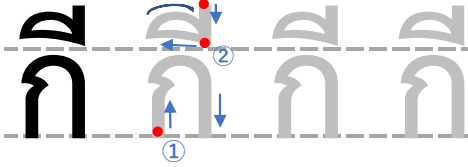


タイ文字母音字・数字・発音符号の練習帳

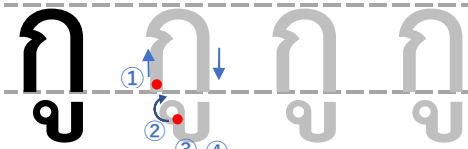
1
kaa
長母音aa



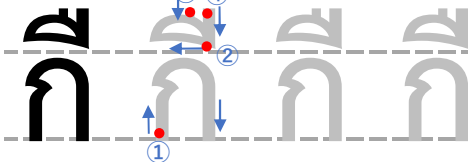
2
kii
長母音ii



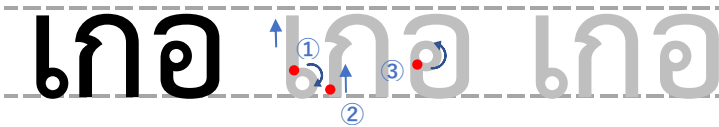
3
kuu
長母音uu



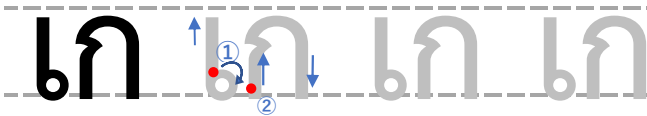
4
kuw
長母音uw



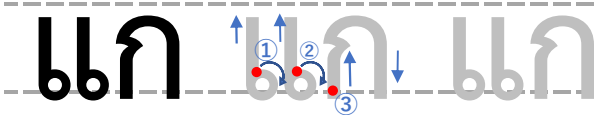
5
kaə
長母音əə



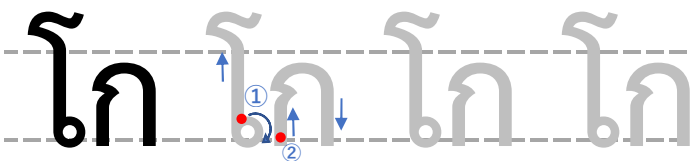
6
kee
長母音ee



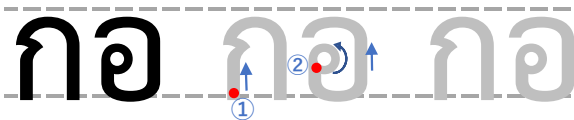
7
keɛ
長母音ɛɛ



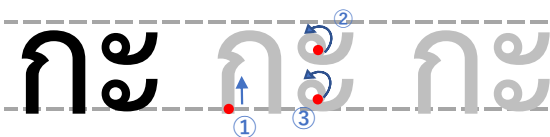
8
koo
長母音oo



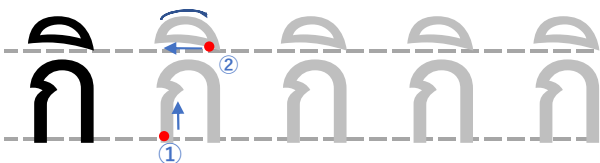
9
koo
長母音oo



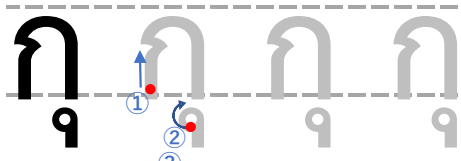
10
kaʔ
短母音a



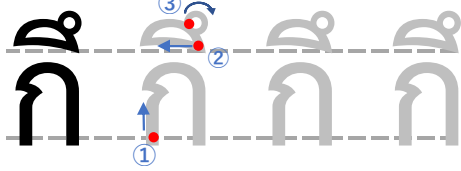
11
kiʔ
短母音i



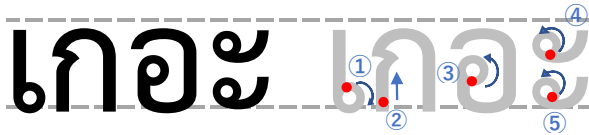
12
kù?
短母音u



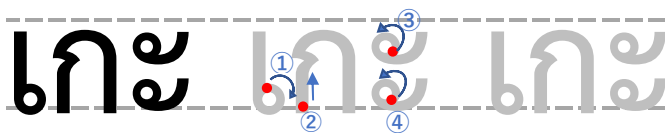
13
kù?
短母音u



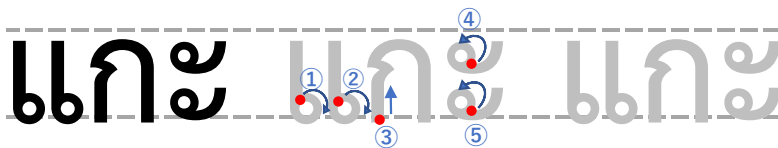
14
kə?
短母音ə



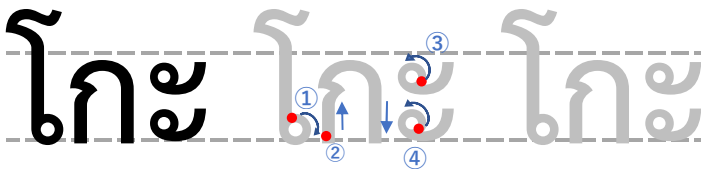
15
kè?
短母音e



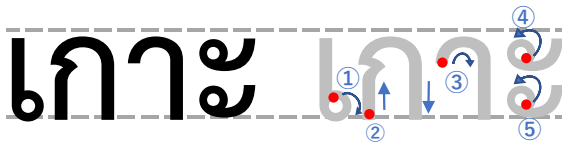
16
kè?
短母音e



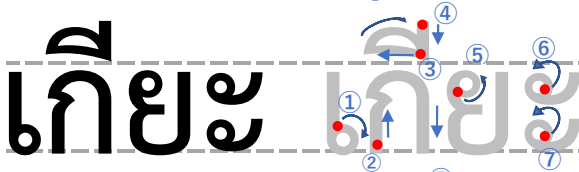
17
kò?
短母音o



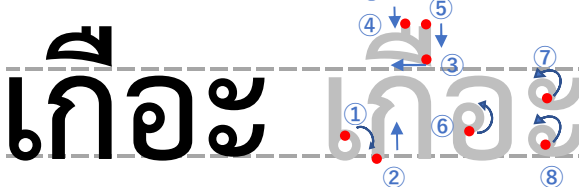
18
kɔ?
短母音ɔ



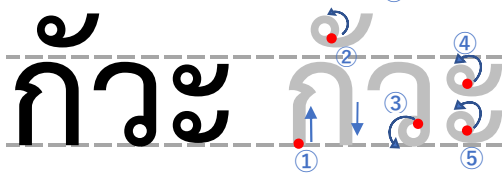
19
kia?
短母音ia



20
kua?
短母音ua



21
kua?
短母音ua



22
kia
二重母音ia

เกีย เกีย เกีย

23
kua
二重母音ua

เกือ เกือ เกือ

24
kua
二重母音ua

กัว กัว กัว

25
kay
余剩母音ay

ไก ไก ไก ไก

26
kay
余剩母音ay

ไก ไก ไก ไก

27
kam
余剩母音am

กำ กำ กำ

28
kaw
余剩母音aw

เกา เกา

29
rú
余剩母音rú

ฤ ฤ ฤ ฤ

30
rwu
余剩母音rwu

ฤา ฤา

31
lú
余剩母音lú

รุ รุ รุ รุ

32
lwu
余剩母音lwu

รุา รุา

33
mái ʔèek
第一声調符号

34
má thoo
第二声調符号

35
mái trii
第三声調符号

36
mái càt tawaa
第四声調符号

37
than thá khâat
黙音符号

38
máy yá mók
繰り返し符号

39
pay yaan nóoy
省略符号(小)

40
pay yaan yày
省略符号(大)

41
fəwŋ man
列举の始まり
節の始まり

42
ʔəŋ khân
章の終わり

43
khoo mūt
文の終わり

44
零
タイ文字の数字



Practice of the Thai digit 0. It shows a solid black character, followed by a grey character with a red dot at the top and a blue arrow indicating a counter-clockwise circular stroke. This is followed by two more plain grey characters for tracing.

45
一
タイ文字の数字



Practice of the Thai digit 1. It shows a solid black character, followed by a grey character with a red dot at the top and a blue arrow indicating a counter-clockwise circular stroke. This is followed by two more plain grey characters for tracing.

46
二
タイ文字の数字



Practice of the Thai digit 2. It shows a solid black character, followed by a grey character with a red dot at the top and blue arrows indicating the stroke order: up, right, and down. This is followed by two more plain grey characters for tracing.

47
三
タイ文字の数字



Practice of the Thai digit 3. It shows a solid black character, followed by a grey character with a red dot at the top and blue arrows indicating the stroke order: up, right, down, and up. This is followed by two more plain grey characters for tracing.

48
四
タイ文字の数字



Practice of the Thai digit 4. It shows a solid black character, followed by a grey character with a red dot at the top and a blue arrow indicating a counter-clockwise circular stroke. This is followed by two more plain grey characters for tracing.

49
五
タイ文字の数字



Practice of the Thai digit 5. It shows a solid black character, followed by a grey character with a red dot at the top and blue arrows indicating the stroke order: counter-clockwise circle, then up, right, and down. This is followed by two more plain grey characters for tracing.

50
六
タイ文字の数字



Practice of the Thai digit 6. It shows a solid black character, followed by a grey character with a red dot at the top and a blue arrow indicating a counter-clockwise circular stroke. This is followed by two more plain grey characters for tracing.

51
七
タイ文字の数字



Practice of the Thai digit 7. It shows a solid black character, followed by a grey character with a red dot at the top and a blue arrow indicating a counter-clockwise circular stroke. This is followed by two more plain grey characters for tracing.

52
八
タイ文字の数字



Practice of the Thai digit 8. It shows a solid black character, followed by a grey character with a red dot at the top and blue arrows indicating the stroke order: right, then counter-clockwise circle. This is followed by two more plain grey characters for tracing.

53
九
タイ文字の数字



Practice of the Thai digit 9. It shows a solid black character, followed by a grey character with a red dot at the top and blue arrows indicating the stroke order: counter-clockwise circle, then up, right, and down. This is followed by two more plain grey characters for tracing.